




# THERMON JUNCTION BOX

## INSTALLATION INSTRUCTIONS





1. Strip the power supply cable and install cable entry sleeve
2. Install the entry sleeve (and, if necessary, insulation entry to heating cable)
3. Strip the heating cable and install a power termination kit PETK (instructions included)
4. Remove the dust covers
5. Install the power supply cable and tighten the sleeve seal
6. Install the heating cable and tighten the sleeve seal
7. Connect the cables to the terminal blocks
8. Install the sealing plugs in to the empty holes
9. Close the box cover